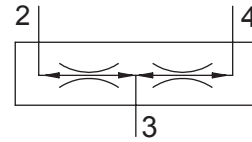
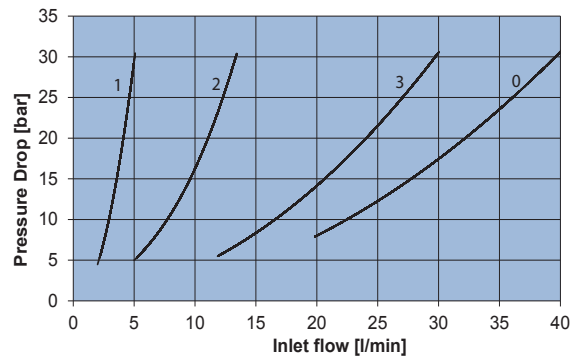
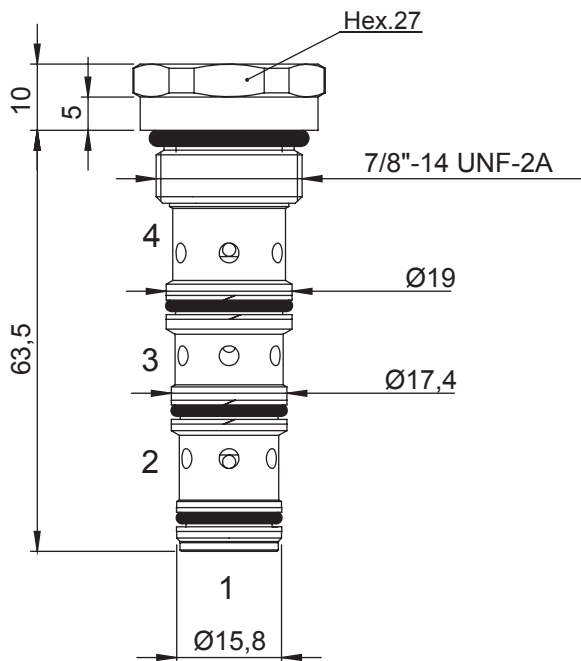


FLOW DIVIDER AND COMBINER VALVE

- Flow.....**40 l/min**
- Max working pressure.....**350 bar**
- Seals.....**NBR and PTFE**
- Division ratio.....**50% ÷ 50%**
- Accuracy.....**< +/-5%**
- Cartridge tightening torque.....**40 Nm**
- Weight.....**0,15 Kg**
- Cavity.....**C430000** page 226
- Body.....**171322** page 195



Note:
- *PATENDED FLOW DIVIDER AND COMBINER VALVE*



Ordering code

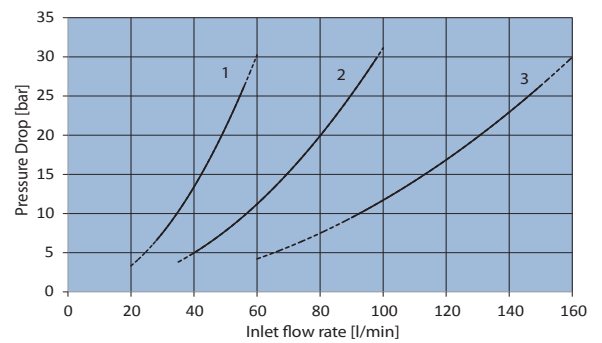
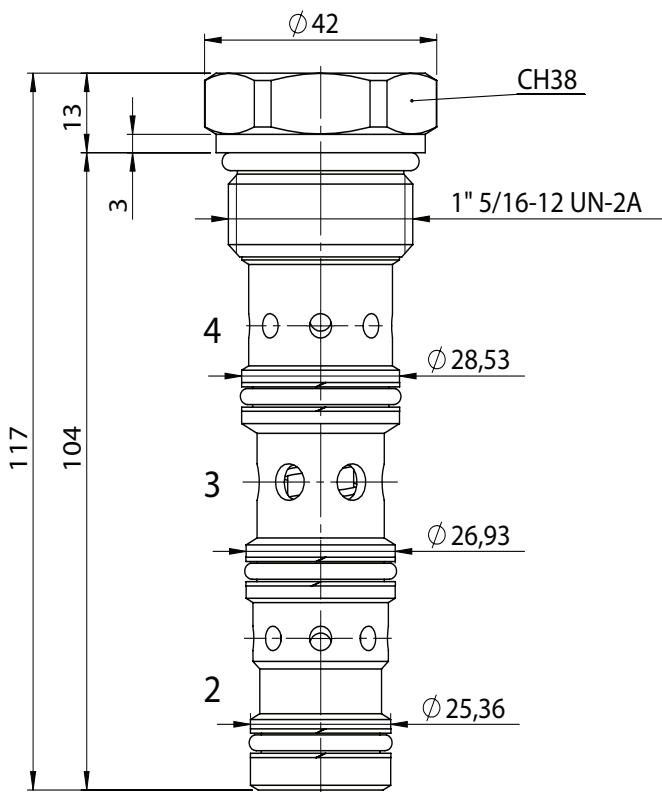
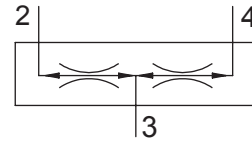
0 8 2 3 0 **0 0 0 0**

SETTING RANGE	0	1	2	3
Qmin ÷ Qmax l/min	20 ÷ 40	2 ÷ 6	5 ÷ 12	12 ÷ 30



FLOW DIVIDER AND COMBINER VALVE

- Flow.....**150 l/min**
- Max working pressure.....**250 bar**
- Seals.....**NBR and PTFE**
- Division ratio.....**50% ÷ 50%**
- Accuracy.....**< +/-3%**
- Cartridge tightening torque.....**70 Nm**
- Weight.....**0,40 Kg**
- Cavity.....**C450000** page 228
- Body.....**171512** page 202



Ordering code

0 8 2 5 0 **0 0 0 0**

SETTING RANGE	1	2	3
Qmin ÷ Qmax l/min	28 ÷ 55	56 ÷ 95	90 ÷ 150